



FY 2015-16

Operating Budget

Board of Regents Meeting June 22-23, 2015



University of Colorado

Boulder | Colorado Springs | Denver | Anschutz Medical Campus

Office of the Vice President for Budget and Finance

General Budget Terminology

Current Funds Budget — The current funds budget includes those economic resources of the institution which are expendable for any purpose in performing the primary objectives of the institution. Current funds are categorized by three funds: Education & General, Auxiliary and Restricted.

Auxiliary — Auxiliary enterprises are self-contained business units that charge a fee and exist to provide a service to students, faculty, or staff. Examples of Auxiliary & Self-funded Activities: Intercollegiate Athletics, Bookstores, Housing Operations, Parking etc. These funds are not appropriated by the State.

Unrestricted vs. Restricted Funds — Unrestricted current funds include all funds that leadership may use for the primary mission of the institution (tuition, state support). Restricted funds consist of those funds restricted by donors or other outside agencies for a specific purpose (research, endowments).

General Budget Terminology

NACUBO functional categories — The National Association of College and University Business Officers (NACUBO) establishes definitions for the functional expenditure categories, which group and aggregate expenses by institutional purpose.

- **Instruction**— Includes all activities that are part of an institution’s instructional program. Included are credit and noncredit courses. Includes departmental research and sponsored instruction.
- **Research**— Includes all activities specifically organized and separately budgeted to produce research.
- **Public Service**— Includes identified activities that are established primarily to provide non instructional services beneficial to individuals and groups external to the institution (i.e. community service).
- **Academic Support**— Includes support services for the institution’s primary missions: instruction, research, and public service. Examples include: *Libraries, Ancillary Support*.

General Budget Terminology

- **Student Services**– Those activities whose primary purpose is to contribute to the student’s emotional and physical well-being outside the context of the formal instructional program. Examples: *Tutoring, Counseling and Career Guidance, Student Health Services.*
- **Institutional Support**– Includes central executive-level activities concerned with management and long-range planning of the entire institution, such as the governing board, planning and programming, and legal services; fiscal operations, administrative data processing, employee personnel and records.
- **Operation & Maintenance of Plant**– Includes the operation and maintenance of physical plants for all institutional activities, including auxiliary enterprises and independent operations.
- **Scholarships & Fellowships**– Includes grants-in-aid, trainee stipends, tuition and fee waivers, prizes to undergraduate students and trainee stipends for grads.

FY 2015-16 Colorado Tuition Rate Increases

Resident Undergraduate Tuition & Fee Rate Increases

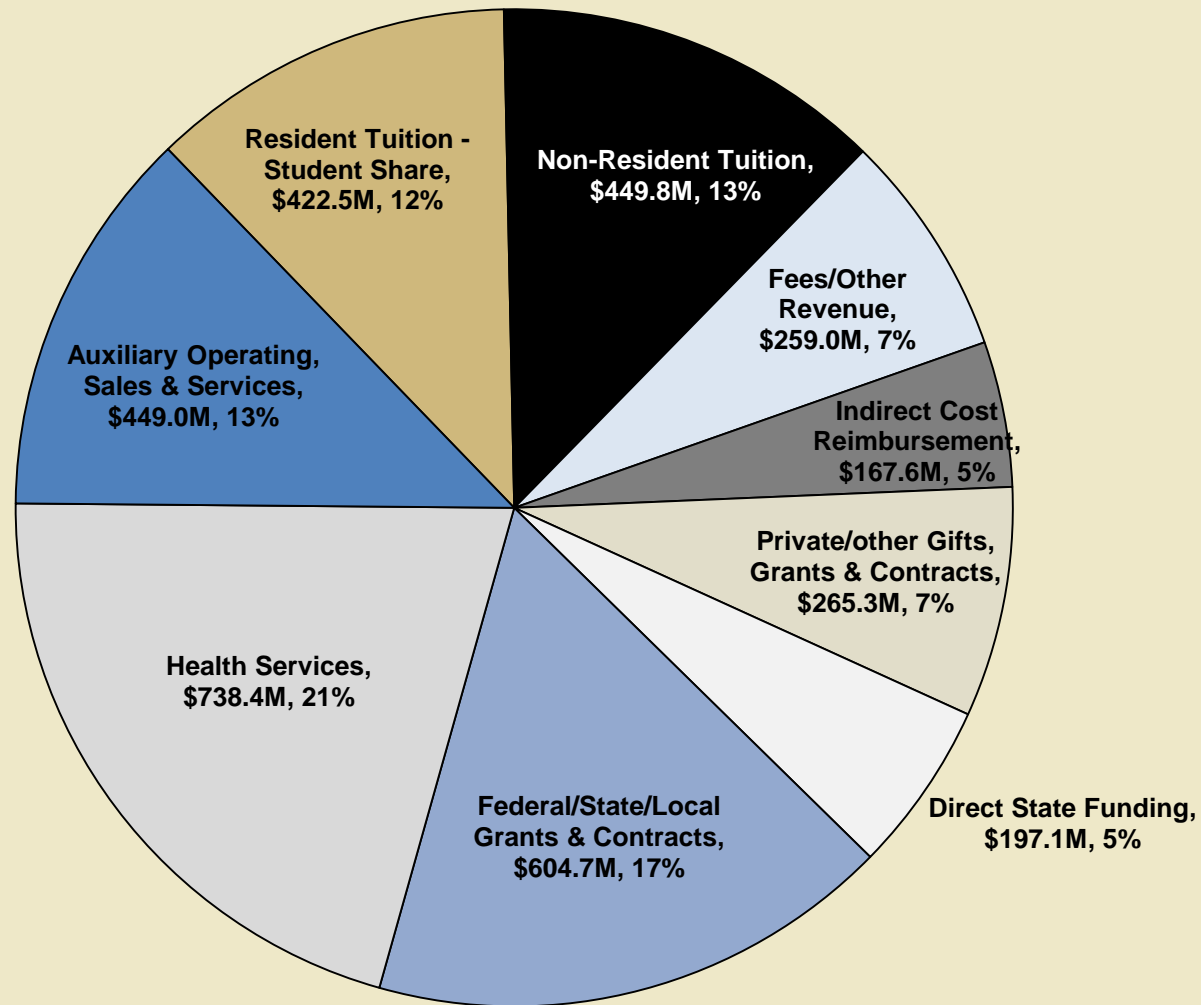
Institution	Current Year	Approved Increase		
	FY 2014-15 Tuition and Fees (30 credit hrs.)	FY 2015-16 Tuition and Fees (30 credit hrs.)	\$ Increase	% Increase
Western State Colorado University	\$7,874	\$8,451	\$577	7.3%
Adams State University	\$8,015	\$8,574	\$559	7.0%
Colorado State University	\$9,807	\$10,434	\$627	6.4%
Metropolitan State University of Denver	\$6,070	\$6,421	\$351	5.8%
Colorado State University Pueblo	\$7,834	\$8,282	\$448	5.7%
University of Northern Colorado *	\$7,733	\$8,166	\$433	5.6%
Colorado Mesa University	\$7,625	\$8,008	\$383	5.0%
Fort Lewis College	\$7,252	\$7,600	\$348	4.8%
Colorado Community College System (CCD)	\$4,737	\$4,948	\$211	4.5%
Colorado Community College System (ACC)	\$3,879	\$4,050	\$171	4.4%
University of Colorado Denver <i>blended</i> <1>	\$10,197	\$10,569	\$372	3.6%
University of Colorado Colorado Springs	\$9,143	\$9,428	\$285	3.1%
University of Colorado Boulder	\$10,789	\$11,091	\$302	2.8%
Colorado School of Mines	\$16,918	\$17,353	\$435	2.6%

<1> University of Colorado Denver Rate Information (includes Wellness Center Fee \$6 per credit hour):

University of Colorado Denver	FY 2014-15	FY 2015-16	\$ Increase	% Increase
Lower Division	\$9,837	\$10,389	\$552	5.6%
Upper Division	\$10,497	\$10,719	\$222	2.1%

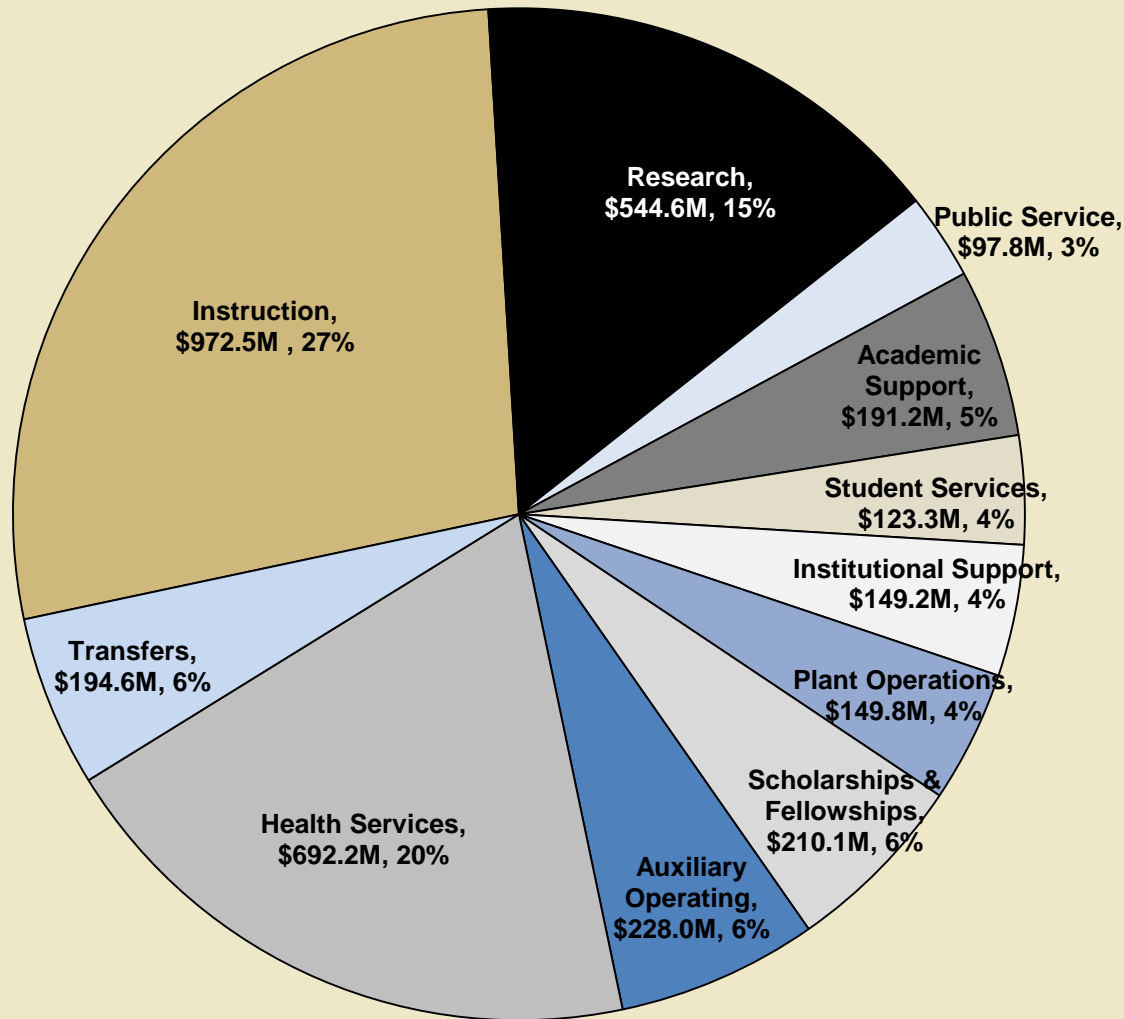
* Proposed rate to be approved at June board meeting.

FY 2015-16 Total Current Funds Budget Consolidated – Sources of Revenue



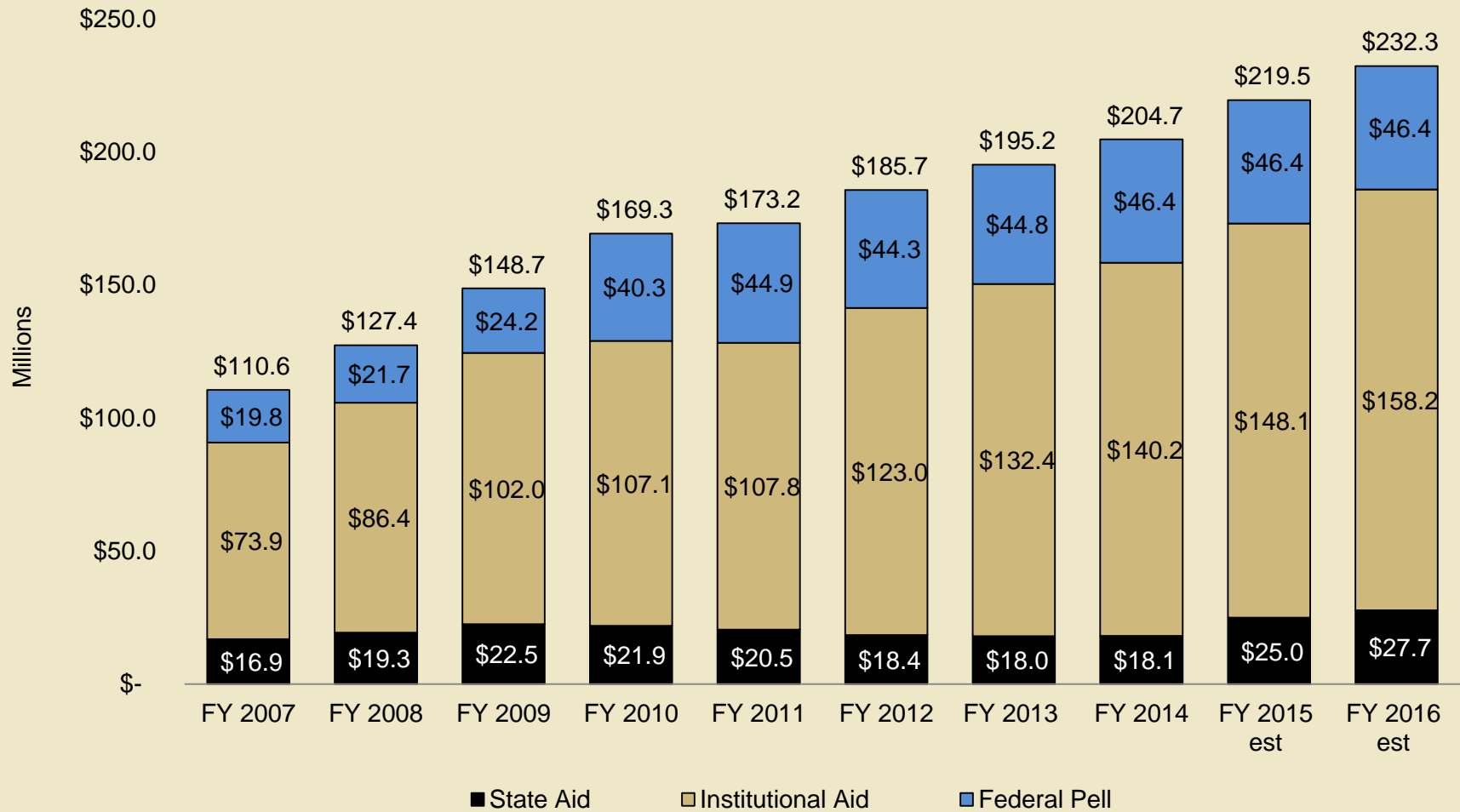
Total Current Funds Budget = \$3.55 Billion

FY 2015-16 Total Current Funds Budget Consolidated – Expenditures



Total Current Funds Expenditures & Transfers = \$3.55 Billion

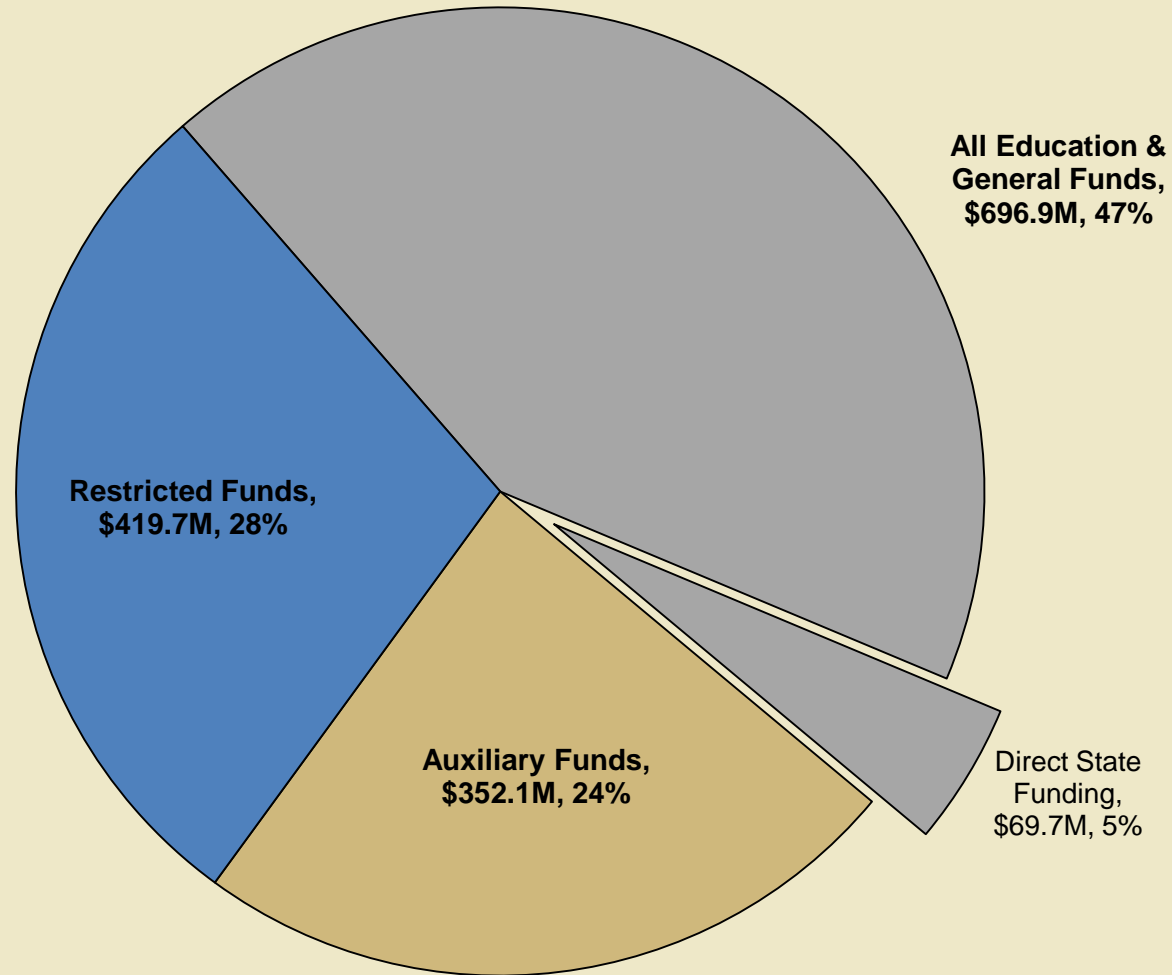
CU Investment in Financial Aid





Boulder Campus

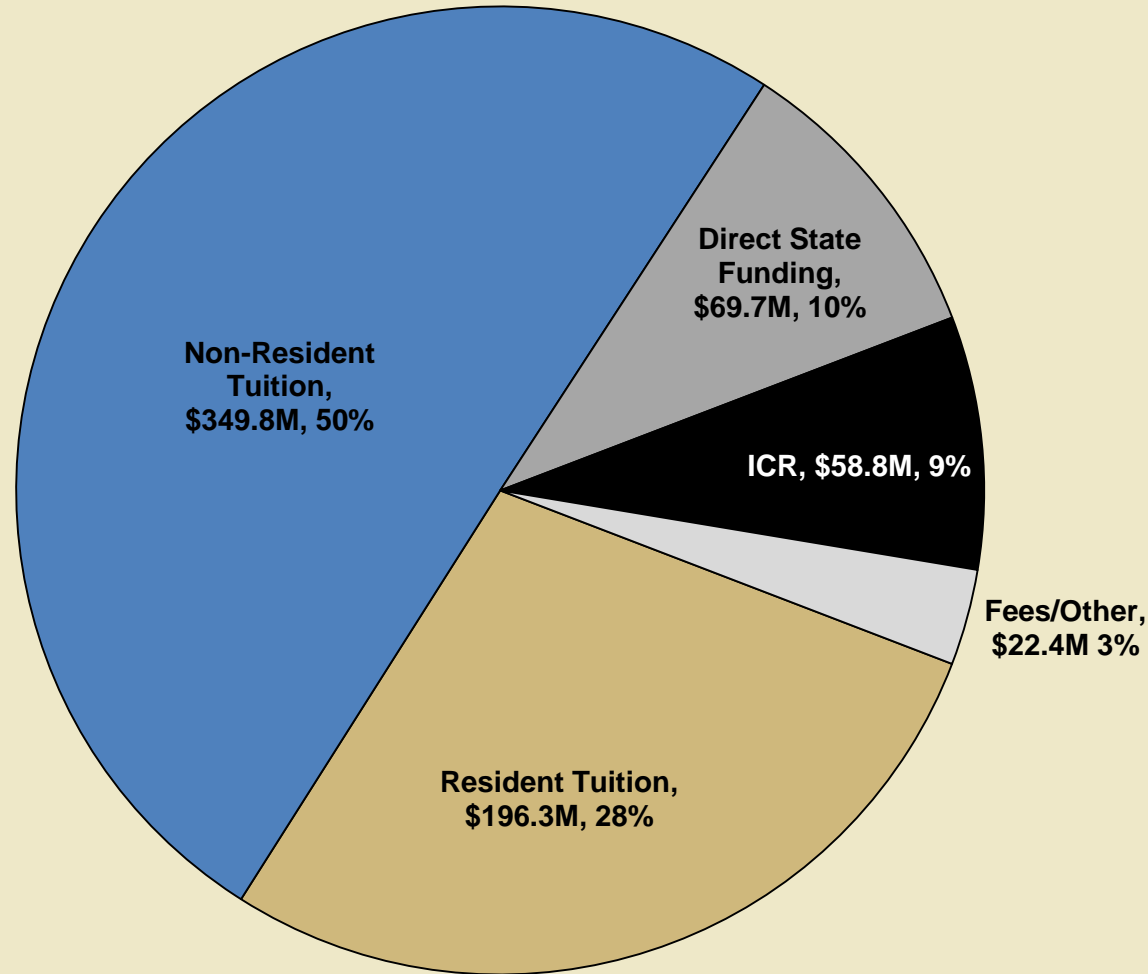
CU-Boulder FY 2015-16 Total Current Funds Budget



Total Current Funds Budget = \$1.47 Billion



CU-Boulder FY 2015-16 Education & General Budget Sources of Revenue

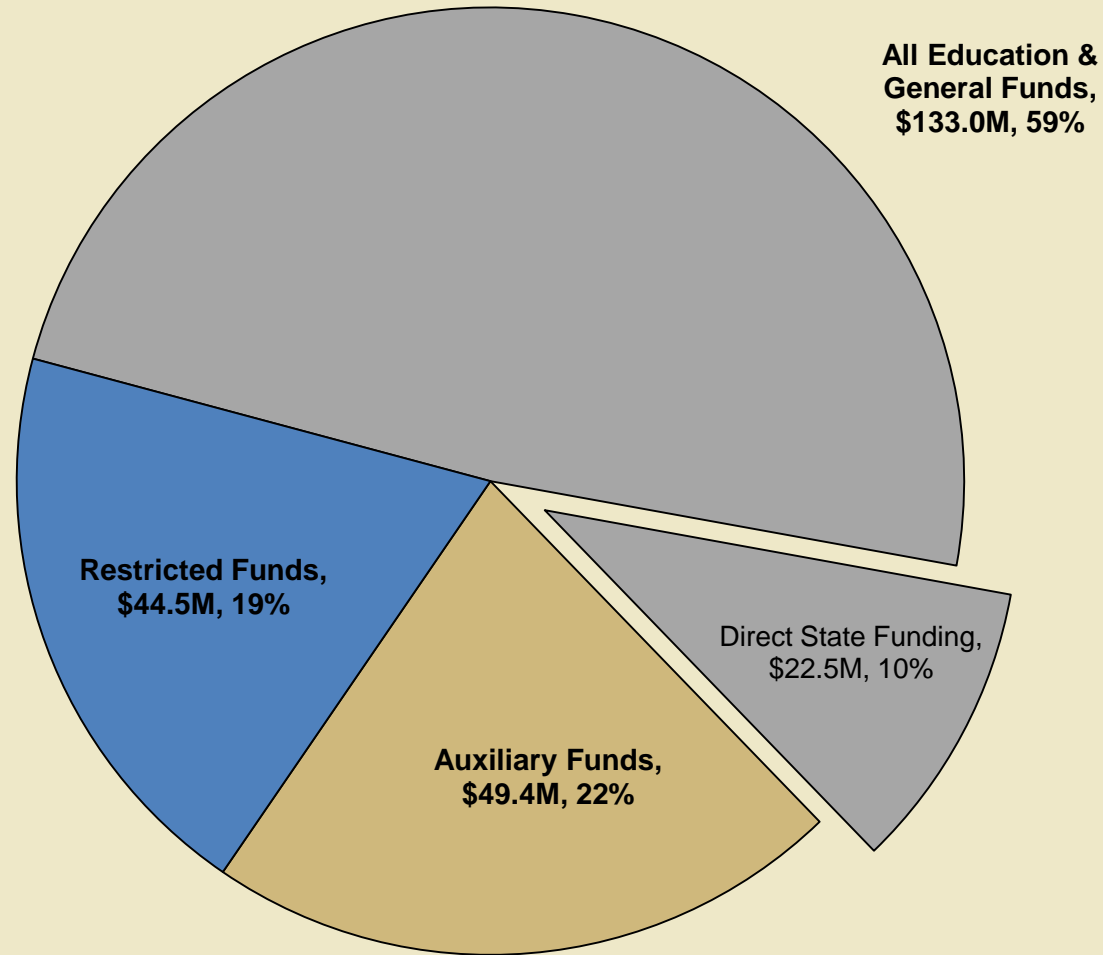


Total Education & General Budget = \$696.9 Million



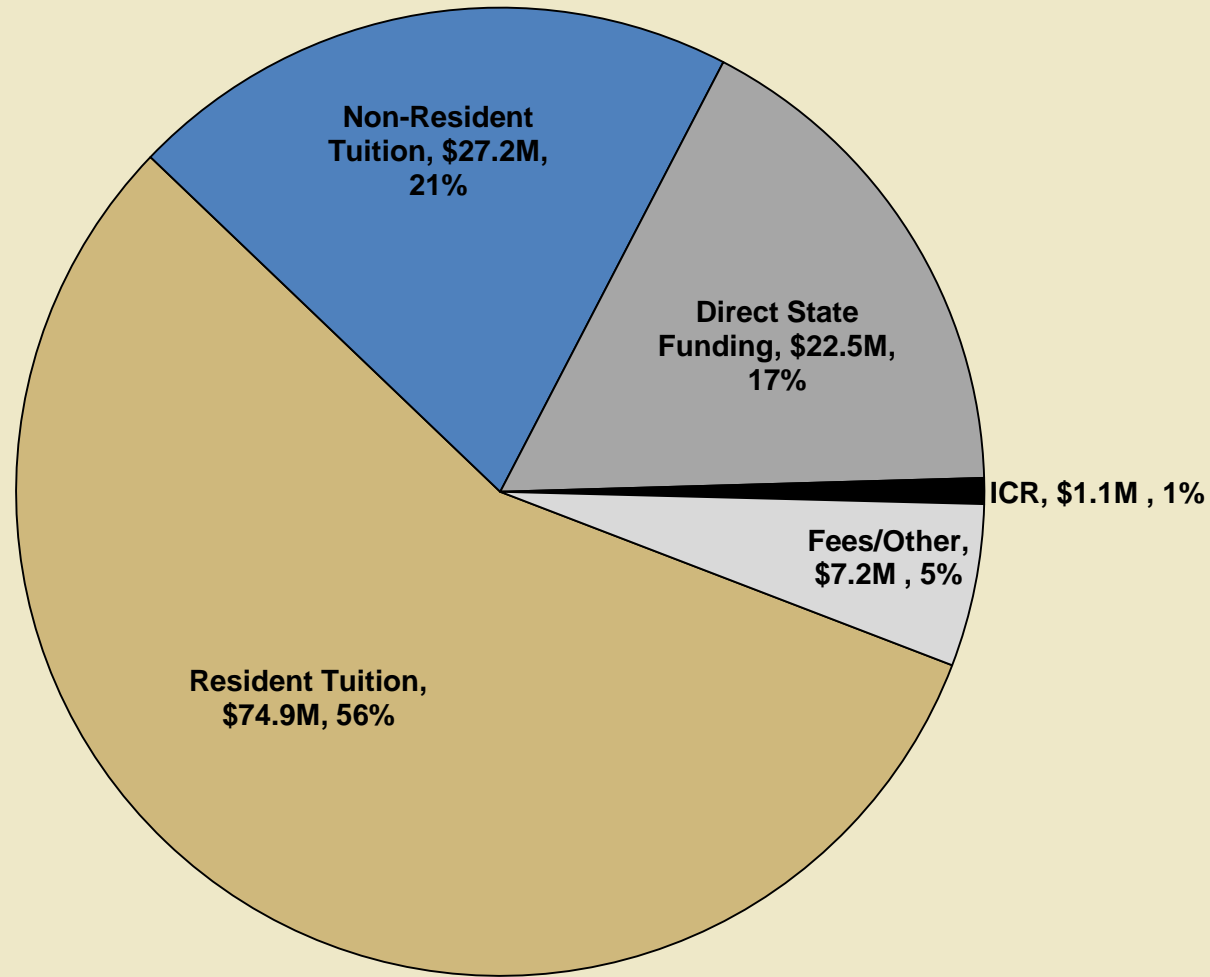
Colorado Springs Campus

UCCS FY 2015-16 Total Current Funds Budget



Total Current Funds Budget = \$226.9 Million

UCCS FY 2015-16 Education & General Budget Sources of Revenue

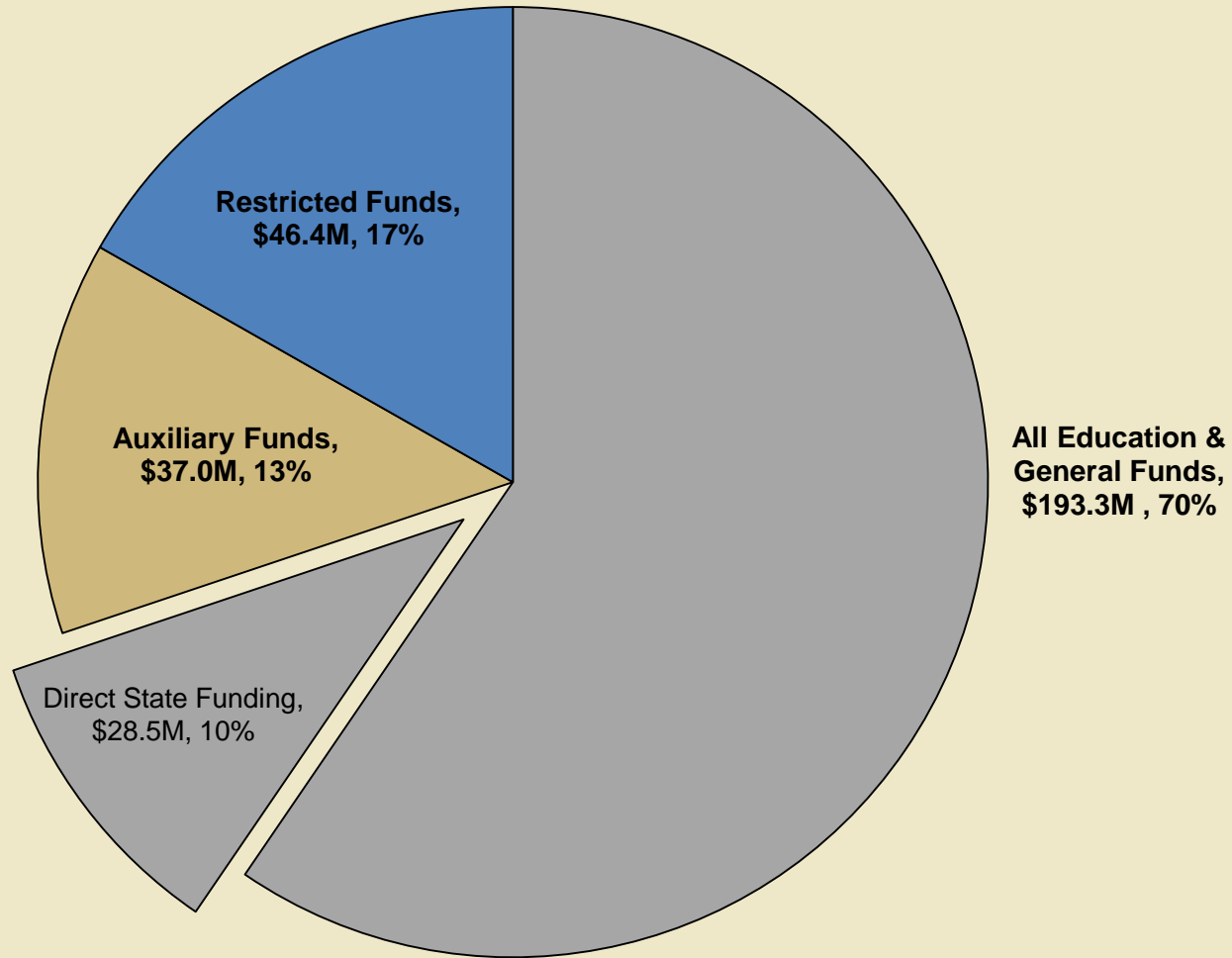


Total Education & General Budget = \$133.0 Million



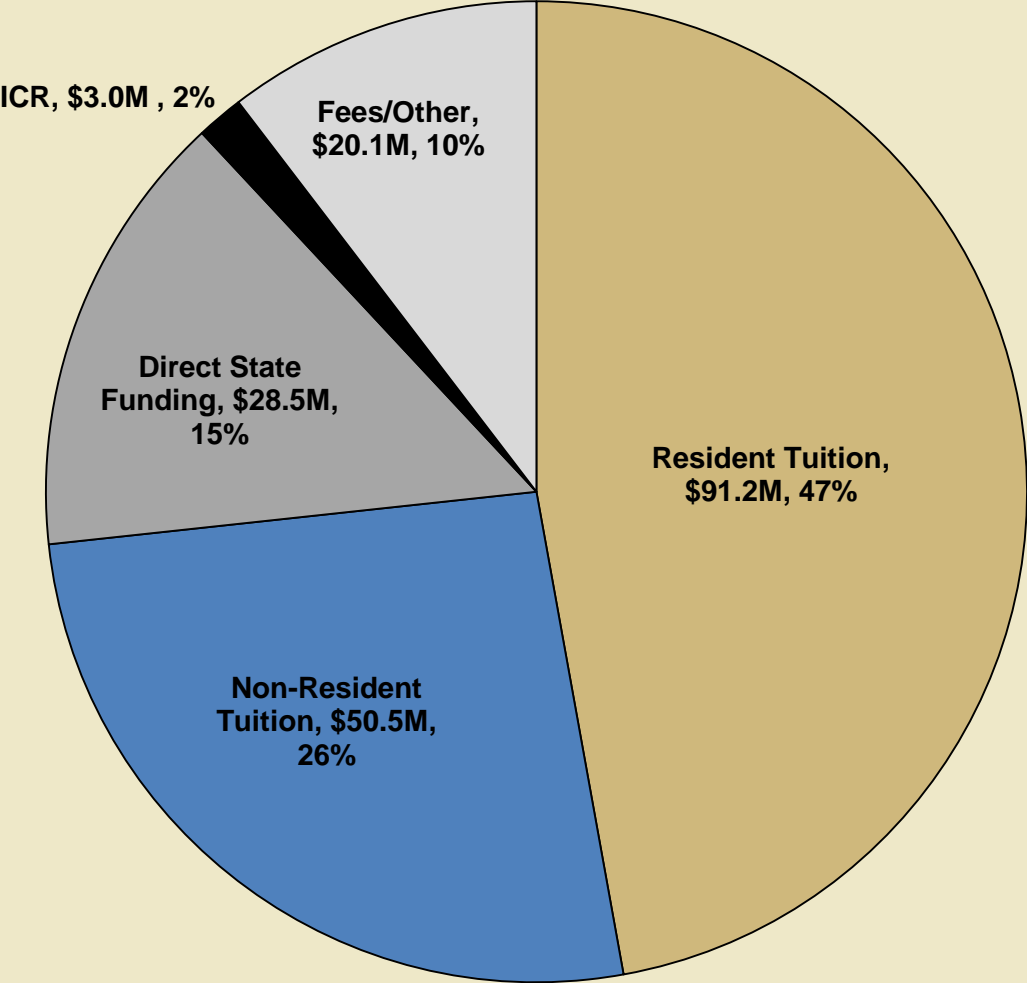
Denver Campus

CU Denver FY 2015-16 Total Current Funds Budget



Total Current Funds Budget = \$276.8 Million

CU Denver FY 2015-16 Education & General Budget Sources of Revenue



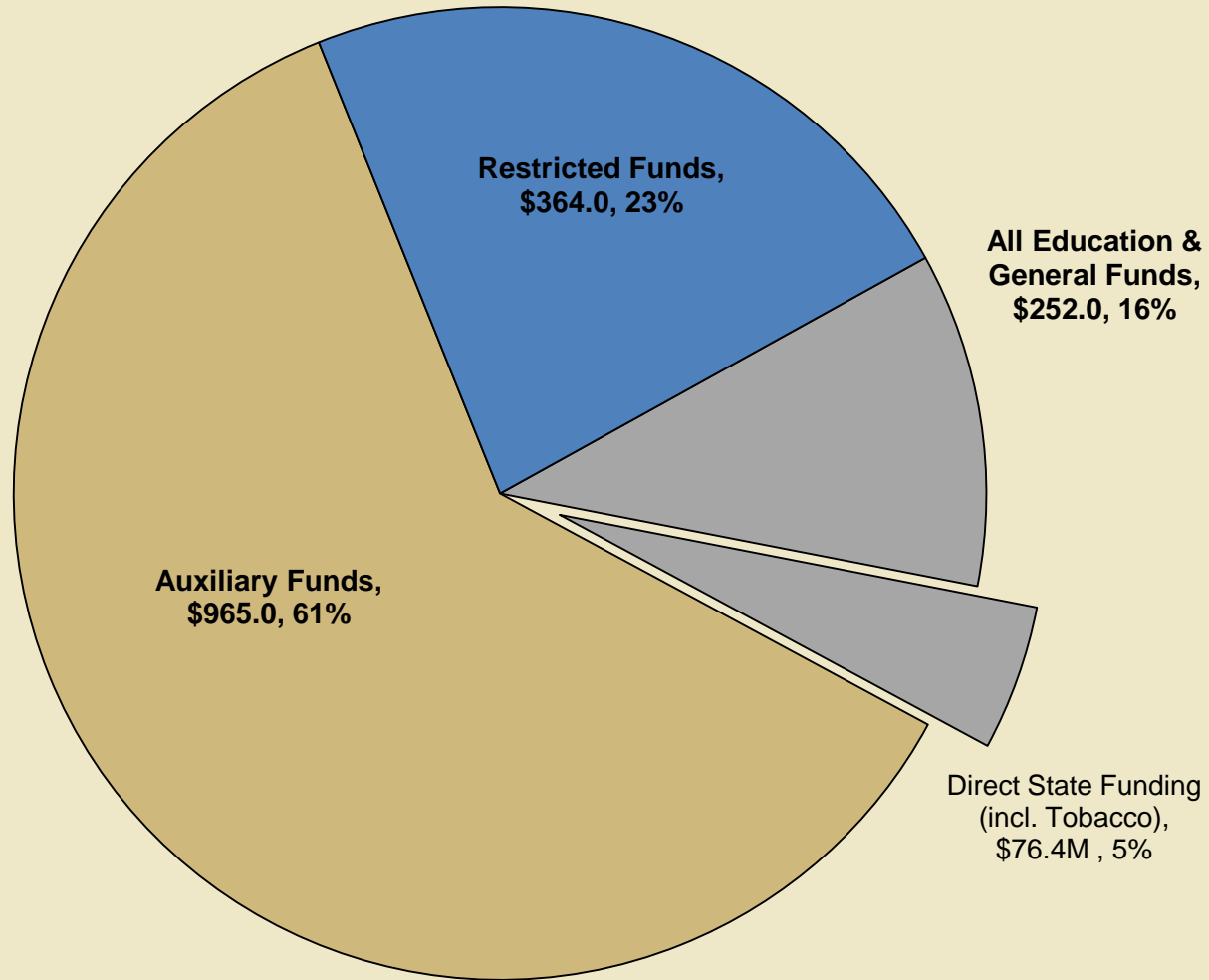
Total Education & General Budget = \$193.3 Million





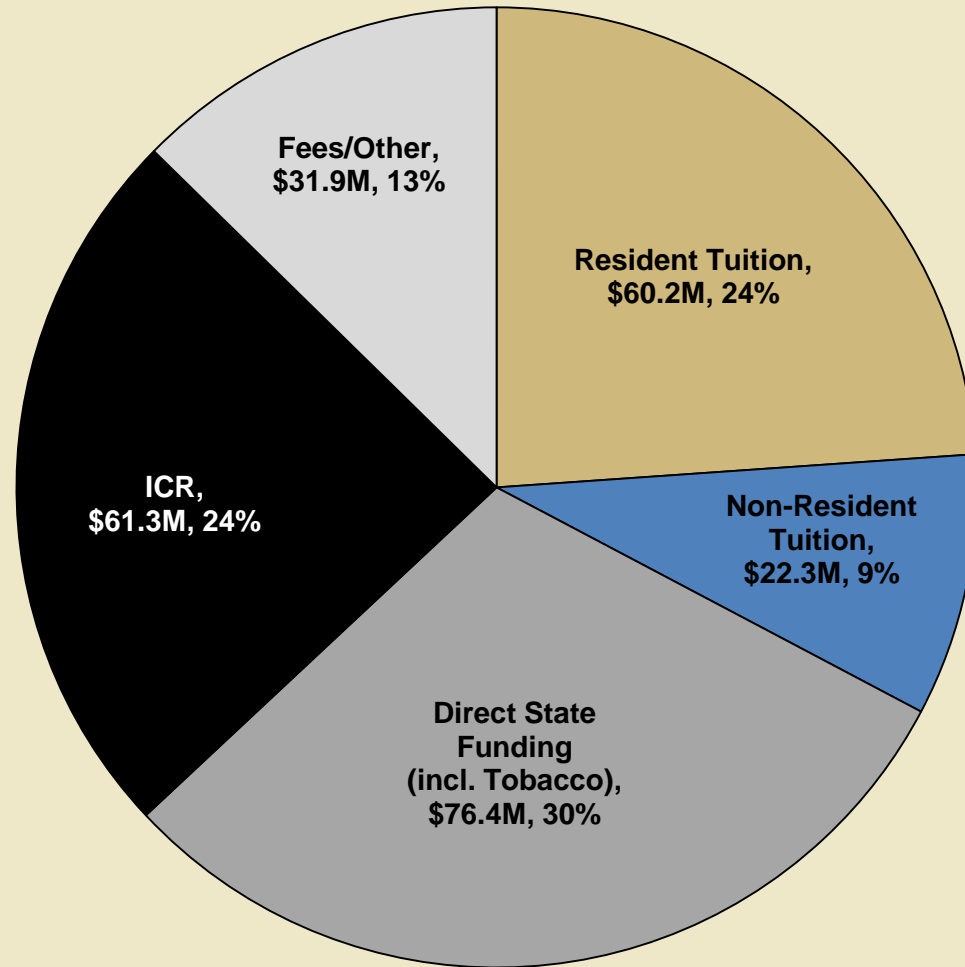
Anschutz Medical Campus

Anschutz Medical Campus FY 2015-16 Total Current Funds Budget



Total Current Funds Budget = \$1.58 Billion

Anschutz Medical Campus FY 2015-16 Education & General Budget, Sources of Revenue

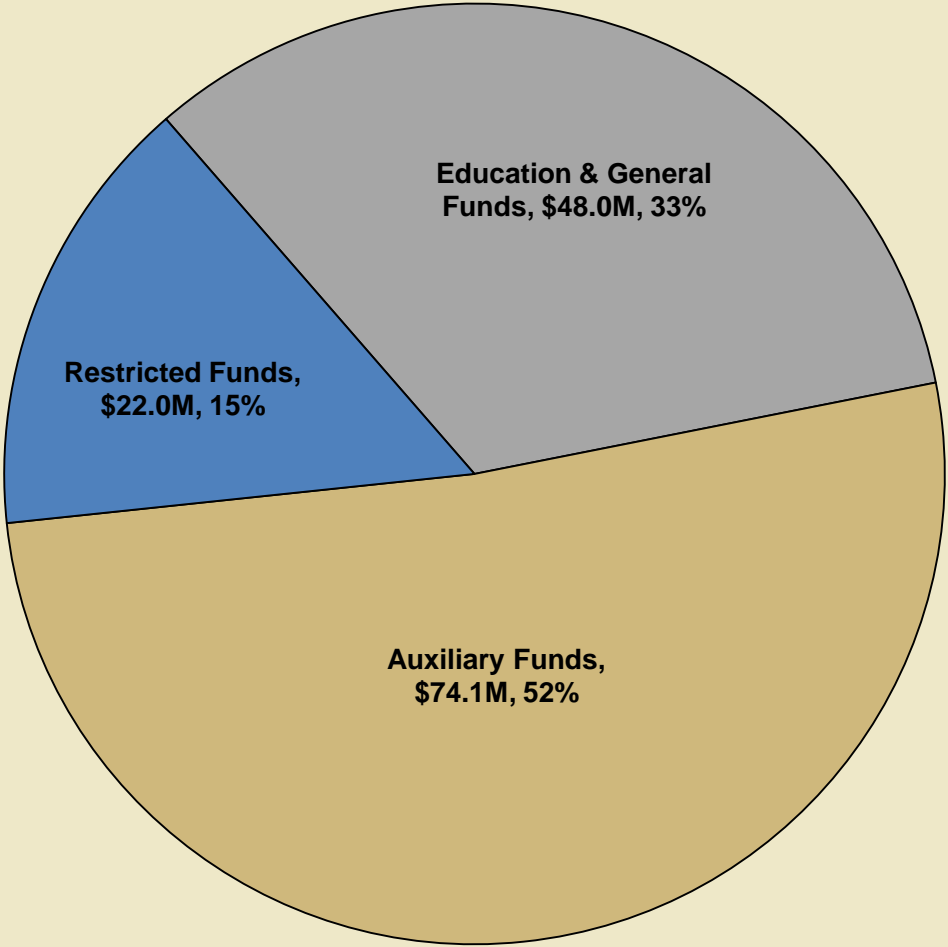


Total Education & General Budget = \$252.0 Million



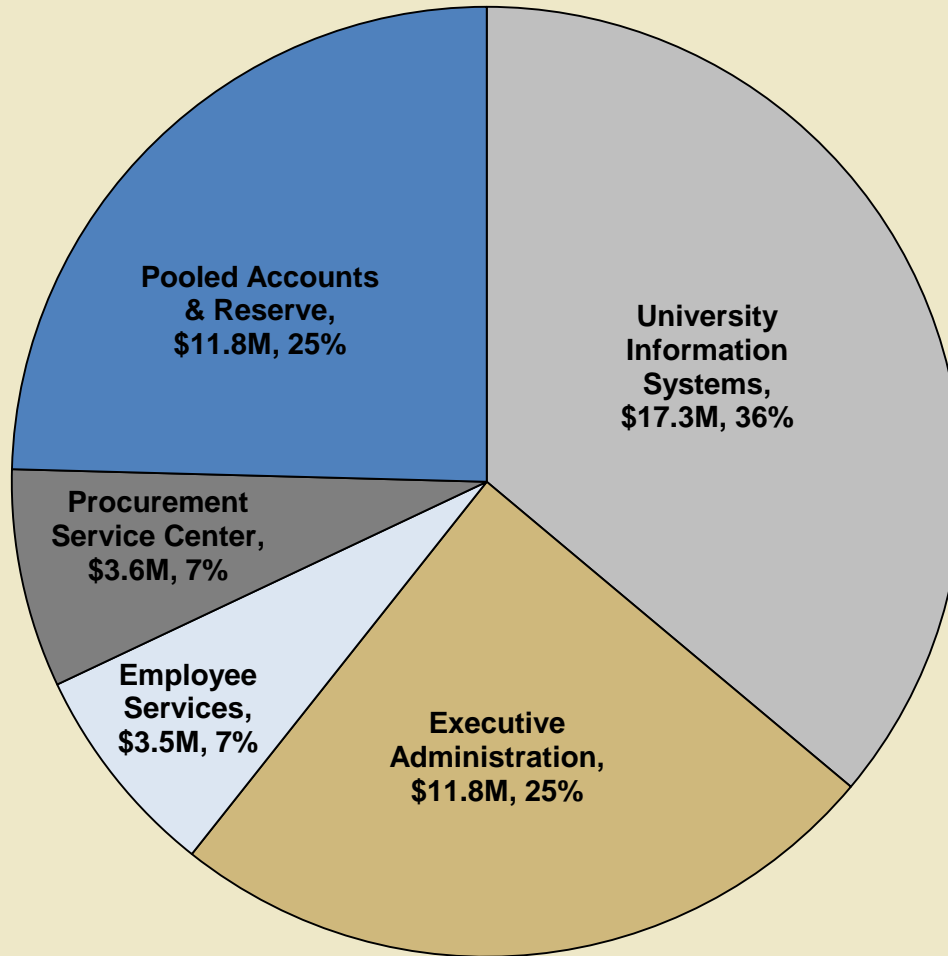
System Administration

System Admin FY 2015-16 Total Current Funds Budget



Total Current Funds Budget = \$144.1 Million

System Admin FY 2015-16 Campus Support Budget by Department



Total Campus Support Budget = \$48.0 Million

2015 – Looking Ahead

- July Retreat
 - BOR Metrics
 - Cost of Education
- September Meeting
 - Compensation Report
 - Enrollment Update
 - Campus Efficiency Update
- November/December Meeting
 - Fund category report by campus
 - Including unobligated and capital detail
 - Carry forward report by campus including auxiliaries
 - Revenue, expenditure and transfer summary report by campus
 - Financial Aid
 - Dashboards

FY 2015-16 Capital Funding

Projects in Long Bill

Campus	Project Name	Funding Source	Prior Appropriation	FY 2015-16 S.B. 15-234	Total
Anschutz	COP Payments	State		\$ 7,289,938	
		Cash (Tobacco)	\$ 114,313,681	\$ 7,000,000	\$ 202,876,108
		Total	\$ 114,313,681	\$ 14,289,938	\$ 202,876,108
UCCS	Visual and Performing Arts	State	\$ 17,966,333	\$ 9,608,699	\$ 27,575,032
		University	\$ 21,413,439	\$ 10,980,000	\$ 32,393,439
		Total	\$ 39,379,772	\$ 20,588,699	\$ 59,968,471
CU-Boulder	Systems Biotechnology Academic Wing	State	\$ 6,021,946	\$ 15,000,000	\$ 21,021,946
		University	\$ 4,022,087	\$ 13,243,179	\$ 17,265,266
		Total	\$ 10,044,033	\$ 28,243,179	\$ 38,287,212

Total State Appropriation	State	\$ 138,301,960	\$ 31,898,637	\$ 251,473,086
Total University Funds Appropriated	University	\$ 25,435,526	\$ 31,223,179	\$ 49,658,705
CU System Total	Total	\$ 163,737,486	\$ 63,121,816	\$ 301,131,791

Campus	Controlled Maintenance Projects	FY 2015-16
CU-Boulder	Renovate Fire Sprinklers and HVAC System, Department of Speech, Language, and Hearing Science	\$ 1,002,345
	Upgrade Fire Sprinklers, Various Buildings	\$ 709,780
	Mitigate/Control Flood Water	\$ 644,579
CU Denver	Repair Utility Vault 3.1	\$ 216,886

CU System Total for State Funded Controlled Maintenance (S.B. 15-234)	\$ 2,573,590
---	--------------

FY 2016-17 State Funded Capital Budget Request

CU Priority List

- Anschutz COP payments until FY 2025.
- Starting in FY 2015-16 Anschutz COP payments will be funded out of the State's annual Operating Budget since it is an annual obligation.
- Four new projects listed in priority funding order as seen on table to the right. (*Note: North Classroom Renovation project is on cash fund list.*)

System Priority	Campus	Project	Source of Funding	FY 2016-17 Request
HB03-1256 State Obligation	Anschutz	COP Payments	General Fund	\$ 7,255,213
			Tobacco	\$ 7,000,000
			Total	\$ 14,255,213

1	Anschutz	Interdisciplinary Building 1	State	\$ 22,800,000
			University	\$ 30,823,115
			Total	\$ 53,623,115
2	UCB	Aerospace Engineering Sciences Building	State	\$ 4,834,369
			University	\$ 668,931
			Total	\$ 5,503,300
3	UCCS	Renovation of Existing Engineering Building	State	\$ 7,551,960
			University	\$ -
			Total	\$ 7,551,960
4	CU Denver	Engineering & Physical Sciences Building/Renovation	State	\$ 45,114,407
			University	\$ 15,000,000
			Total	\$ 60,114,407
TOTAL STATE FUNDS REQUEST			State	\$ 80,300,736
TOTAL CASH FUNDS REQUEST			University	\$ 46,492,046
TOTAL PRIORITIZED REQUEST			Total	\$ 126,792,782

FY 2015-17 Two-Year List of Cash Needs

- Two-Year List includes two new projects.
- No projects previously approved require reauthorization at this time.
- Proposed financing will be submitted to the board under separate cover for approval.
 - Treasury analysis indicates conformance to university debt policies and thresholds.

Campus	Project Name	June 2015 Budget Request
CU Denver	CU Denver Wellness Center	\$ 42,322,143
CU Denver	North Classroom Building Renovation	\$ 33,471,649

CU Foundation Support of Critical Projects

- CU Foundation Gifts for Previously Approved Campus Projects:

Campus	Project Name	CUF Gift	Donor Gift	Initiative Funds	Campus Funds	State Funds	Total
CU-Boulder	Systems Biotech Academic Wing	\$ 2,243,000	\$ 0	\$ 3,000,000	\$ 8,000,179	\$ 15,000,000	\$ 28,243,179
CU Denver	North Classroom Renovation	\$ 12,145,908	\$ 0	\$ 10,000,000	\$ 11,325,741	\$ 0	\$ 33,471,649
UCCS	North Nevada Infrastructure	\$ 3,000,000	\$ 0	\$ 4,000,000	\$ 13,000,000	\$ 0	\$ 20,000,000
CU Anschutz	Gates Center	\$ 3,000,000	\$ 6,000,000	\$ 3,000,000	\$ 0	\$ 0	\$ 12,000,000